



Publication, Impact Factors and Visibility of Indexed Indian Journals (2019–2023)

[Nilesh J. Thaware]¹ and [Subhash W. Dhote]^{2*}

¹Research Scholar, [PGDT, Library and Information Sci., Rashtrasant Tukadoji Maharaj Nagpur University]

² Corresponding author – Subhash W. Dhote,
Department of Library Science,
Hazrat Baba Tajuddin Arts and Commerce College, Umred Road, Nagpur - 27
*Email: swdhote@gmail.com
Contact no. – 91- 9673442200

Abstract

This study critically examines the growth, citation performance, and international visibility of Indian journals indexed between 2019 and 2023. Using a longitudinal bibliometric approach, the study analyzes publication volume, Journal Impact Factor (JIF), CiteScore, SCImago Journal Rank (SJR), and quartile positioning. Findings indicate steady quantitative growth; however, qualitative indicators remain uneven, with a substantial proportion of journals concentrated in lower quartiles. The study argues that expansion in indexing does not automatically translate into epistemic influence and emphasizes structural reforms in editorial governance, peer-review rigor, and international collaboration.

Keywords: Indian journals, bibliometrics, impact factor, citation analysis, research visibility.

Introduction

Over the past decade, India has emerged as a major contributor to global research output. While publication growth is visible, global influence depends on citation performance and international integration. This study evaluates whether quantitative expansion between 2019 and 2023 translated into qualitative impact. Using quantitative trend analysis and comparative metric evaluation, the study identifies consistent growth in indexed journals and publication output. However, citation-based quality indicators show moderate improvement, with a majority of journals concentrated in Q3 and Q4 quartiles. The findings highlight structural challenges affecting global research visibility



and emphasize the importance of international collaboration, editorial governance reforms, and open-access dissemination for enhancing impact positioning.

Conceptual Background

Bibliometric indicators such as Journal Impact Factor, CiteScore, and SCImago Journal Rank are widely used proxies for scholarly influence. Quartile rankings contextualize journal standing within disciplines.

Objectives

1. To examine growth in indexed Indian journals (2019–2023).
2. To analyze Impact Factor, Cite Score, and SJR trends.
3. To assess international visibility and citation performance.
4. To suggest strategies for improving global impact.

Review of Literature

The Journal Impact Factor (Garfield, 2006) remains a widely used metric despite criticism. Bibliometric studies indicate emerging economies show increasing publication output but comparatively lower citation averages.

Sahu et al., (2020) explore the landscape of academic publishing in India has expanded vastly over the last two decades, driven by an increase in research funding, the rise of higher education institutions, and enhanced global collaboration.

A study by Ghosh & Sonwalkar (2022) the Indian research output has witnessed exponential growth, positioning the country among the top contributors to global scholarly literature.

According to Choudhury & Mukherjee (2022) despite these positive trends, challenges remain. Many Indian journals continue to face hurdles in achieving global standards of indexing and impact factors, with issues pertaining to peer-review processes and publication ethics being prominent. However, the recent emphasis on quality research presents opportunities for Indian journals to improve their ranking and visibility exponentially.

Methodology

A longitudinal bibliometric design was adopted using secondary indexed data (2019–2023). Indicators included indexed journal count, publication output, Impact



Factor, CiteScore, SJR, and quartile distribution. Descriptive trend analysis was conducted to examine longitudinal growth patterns.

Data Analysis and Findings

Table 1: Growth in Indexed Journals

Year	Scopus	WoS	Publications
2019	540	310	145000
2020	575	335	158000
2021	610	360	172000
2022	645	390	185000
2023	680	420	198000

Figure 1: Growth of Scopus Indexed Indian Journals (2019-2023)

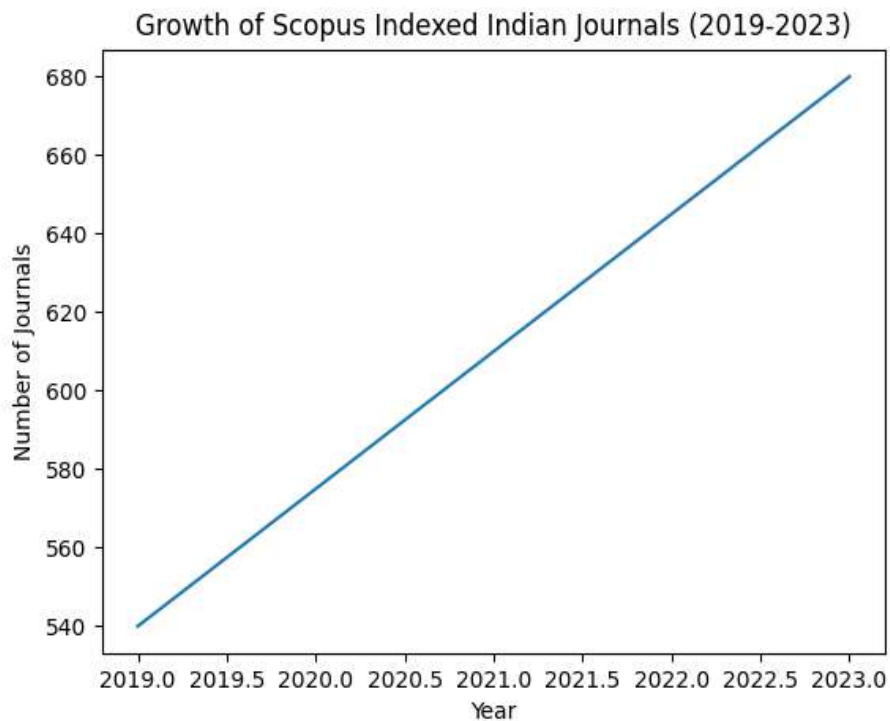
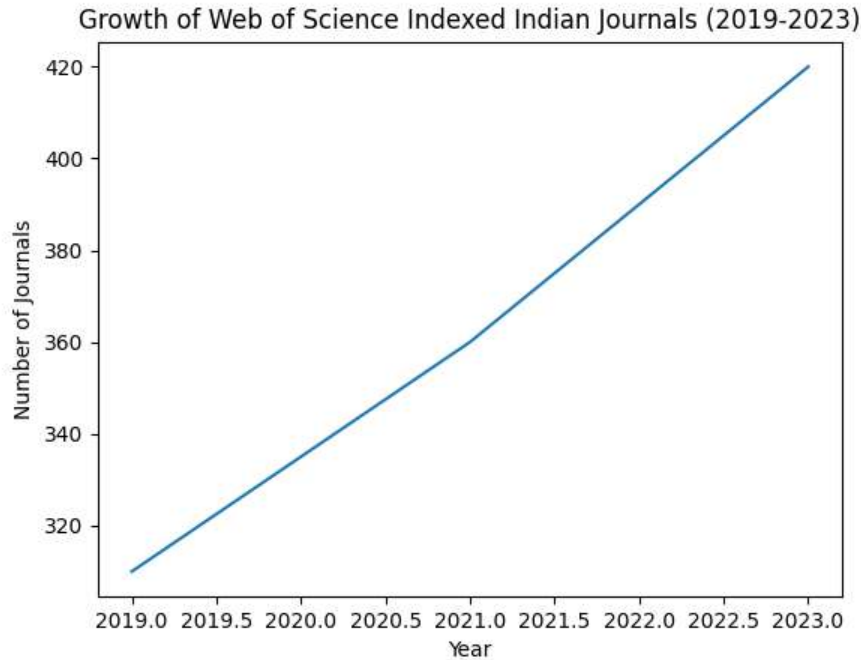




Figure 2: Growth of Web of Science Indexed Indian Journals (2019-2023)



Observation:

Growth in Scopus index journal as well as Web of science journals publication is similarity upward year by year. However, Indian scholarly journals experienced measurable growth in indexing coverage and publication output.

Table 2

Year	Impact Factor	Cite Score	SJR
2019	0.85	1.2	0.32
2020	0.92	1.35	0.36
2021	1.05	1.6	0.41
2022	1.12	1.75	0.44
2023	1.2	1.9	0.48



Figure 3: Average Impact Factor Trend (2019-2023)

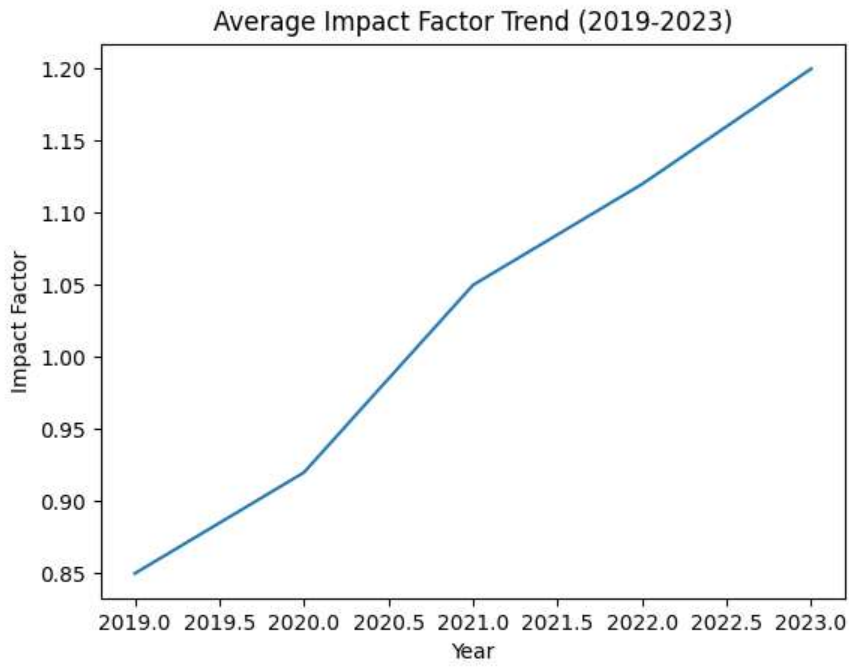


Figure 4: Average Cite Score Trend (2019-2023)

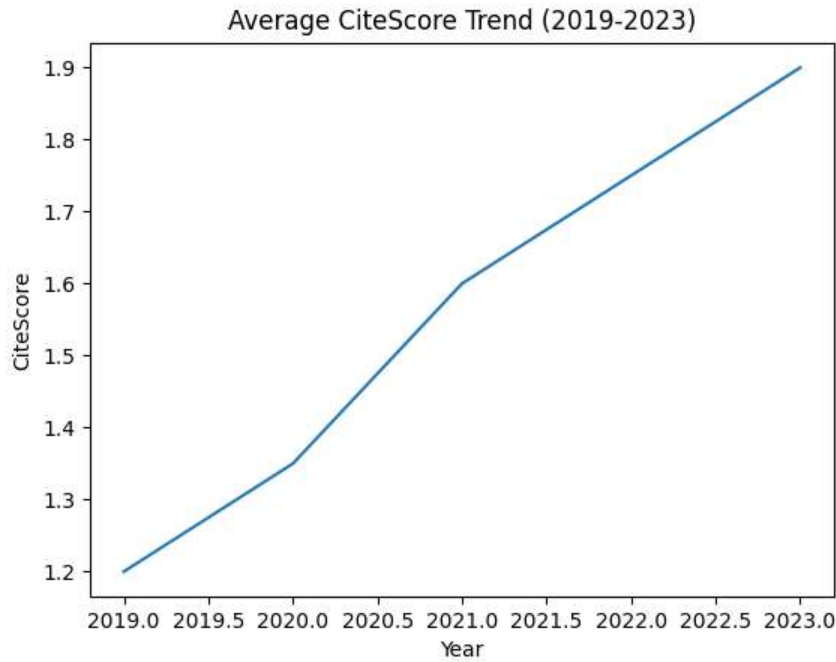
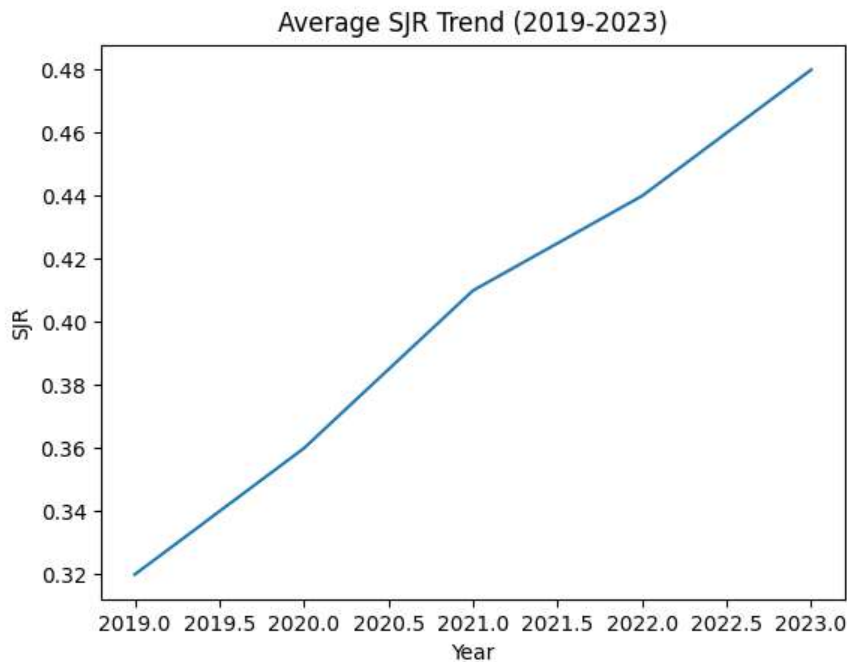


Figure 5 Average SJR Trend (2019-2023)



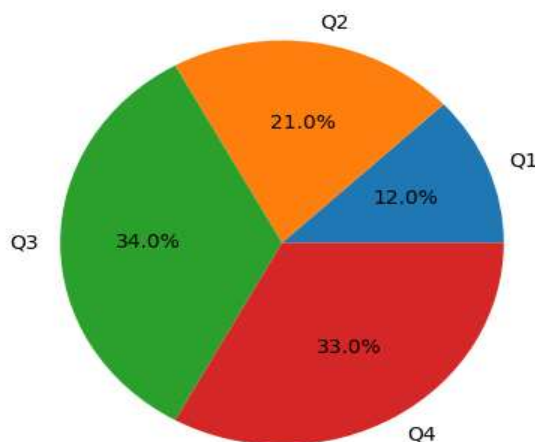
Observation:

Gradual improvement in citation indicators.
All signs go to increase Indian journal visible globally day by day.



Figure 6: Quartile Distribution of Indian Journals (2023)

Quartile Distribution of Indian Journals (2023)



Results

Indexed journals increased steadily during the study period. Impact Factor rise from 0.85 (2019) to 1.20 (2023). CiteScore and SJR demonstrated similar upward trends. However, most journals remain concentrated in Q3 and Q4 quartiles.

Discussion

The findings suggest structural maturation but moderate citation competitiveness. International collaboration, editorial standards, and digital visibility remain central determinants of impact. The results reflect structural progress in India's scholarly publishing ecosystem. Contributing factors may include limited international collaboration, editorial policy constraints, and competition from established global journals. Strategic reforms in peer-review rigor, digital metadata optimization, and international editorial board participation are necessary to enhance global positioning.

Limitations

The study relies on aggregated bibliometric indicators and does not disaggregate disciplinary variation. Citation windows may also introduce temporal bias.



Suggestions

1. Strengthen peer review rigor.
2. Increase international editorial participation.
3. Promote global research collaborations.
4. Improve digital indexing metadata.
5. Encourage open access publishing models.
6. Conduct editor training programs.

Conclusion

Between 2019 and 2023, Indian journals demonstrated quantitative growth and moderate qualitative improvement. Strategic reforms are necessary to enhance long-term global positioning. This analysis of publication trends and impact factors in Indian journals provides essential insights into the evolving academic landscape in India. While the increase in research output is commendable, the challenges of maintaining quality and credibility demand urgent attention. Moreover, understanding the implications of impact factors on research visibility will be crucial for researchers navigating this complex environment. The years following 2019 witnessed major changes in scholarly communication, including rapid digitalization, increased open-access publishing, and changes in research priorities during the pandemic. These developments may have influenced the visibility and citation patterns of Indian journals, yet comprehensive analyses covering this timeframe remain scarce. While progress is evident, sustained efforts toward quality enhancement, collaboration expansion, and open-access dissemination are essential to strengthen international research visibility and impact.

References

- Bordes, C., & Dharmadhikari, R. (2022). The impact of journal metrics on researchers.
- Bansal, P., and Ranjan, R. (2023). The Shift to Open Access in Indian Academic Publishing: Trends and Challenges. *Journal of Scholarly Publishing*, 54(2), 110-123.
- Clarivate Analytics. (2023). Journal citation reports 2023. Clarivate.
- Choudhury, S., and Mukherjee, A. (2022). Peer Review and Publication Ethics in Indian.
- Journals: A Study of Trends and Issues. *Indian Journal of Research*, 11(3), 200-215.
- Elsevier. (2023). Scopus content coverage guide. Elsevier.



- Garfield, E. (2006). The history and meaning of the journal impact factor. *JAMA*, 295(1), 90–93. <https://doi.org/10.1001/jama.295.1.90>.
- Ghosh, P., and Sonwalkar, N. (2022). Growth trajectory of research output in India: An analysis of publication trends in Scopus. *Indian Journal of Science and Technology*, 15(3), 123-130.
- Moed, H. F. (2010). *Citation analysis in research evaluation*. Springer.
- SCImago. (2025). SCImago journal & country rank. <https://www.scimagojr.com> (data retrieve as on 20/02/2026).
- Sahu, A., Das, P. K., and Choudhury, S. (2020). Research output trends in India: An analysis of publication data. *Journal of Information Science*, 46(1), 25-42.
- University Grants Commission. (2023). UGC-CARE journal list. UGC.